
Congregational Mission Study

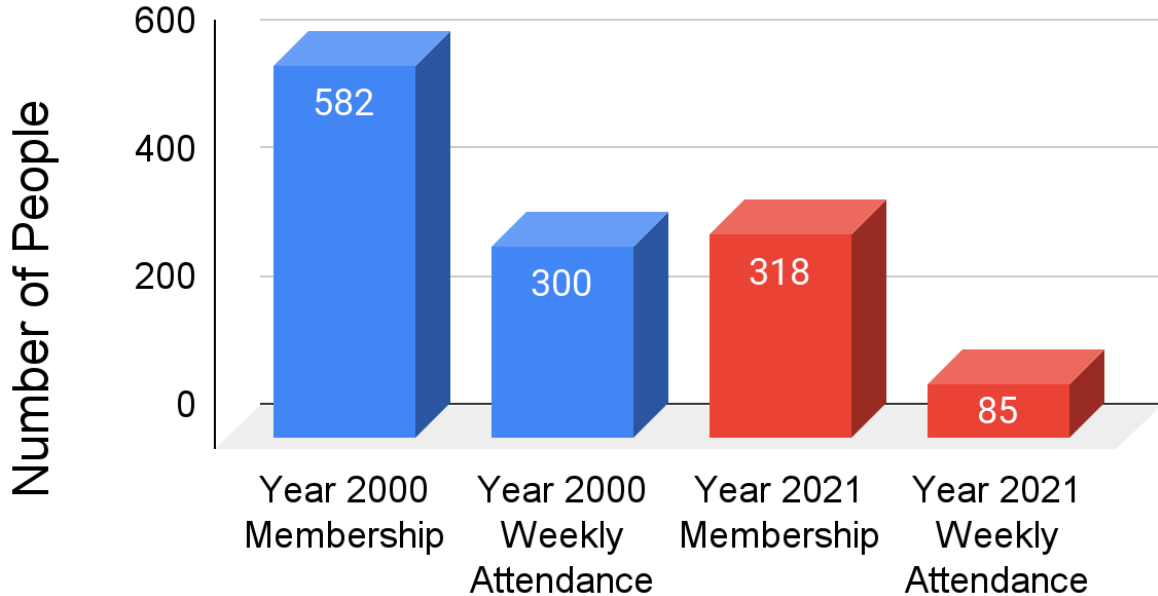
Who were we?

Who are we?

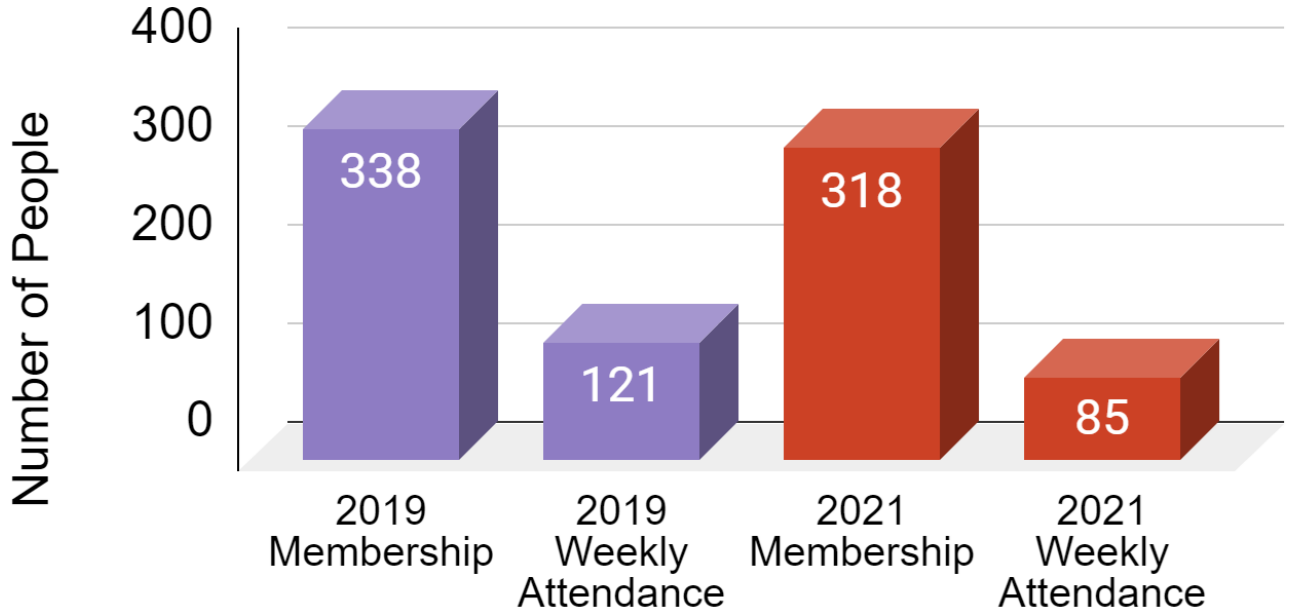
Where does God want us to go?

What attributes are we looking for in our
next pastor?

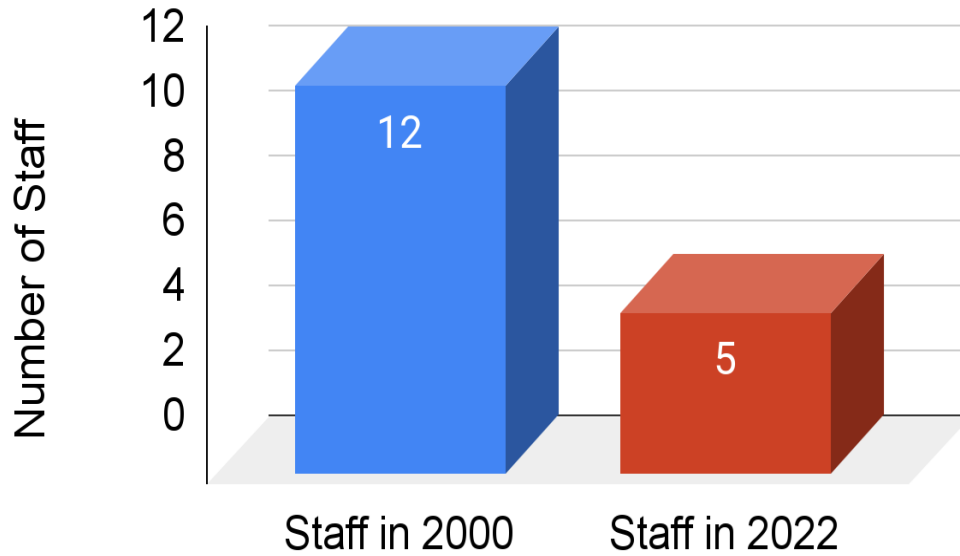
Membership and Attendance



2019 vs. 2022 Membership and Attendance



Number of Staff



Pastor

Associate Pastor

Pastor of Visitation

Parish Nurse

Dir. Children's Ministries

Dir. Children's Choir

Contemporary Worship Coordinator

Dir. Bell Choir

Contemporary Worship Sound Tech

Music Director

Office Manager

Financial Secretar

Financial Assistant

Custodian

Pastor

Dir. Christian Edu.

Worship Coordinator

Contracted Custodian Crew

Communications Coordinator

Financial Assistant

2000 = 3 Weekly Services

Sunday 8:00 am (traditional)

Sunday 10:30 am (traditional)

Saturday 6:00 pm (contemp.)

Radio Ministry

2022 = 1 Weekly Service

Sunday 9:00 am

Radio Ministry
Live streaming

Children's Ministries

2000

9:15 am Sunday School

- 179 kids ages birth to 18

PYA

Children's Choir

2022

10:15 am Sunday School
(blended in-person/online)

- 24 kids ages birth to 18

PYA

Adult Christian Education/Faith

2000

31 Attendees

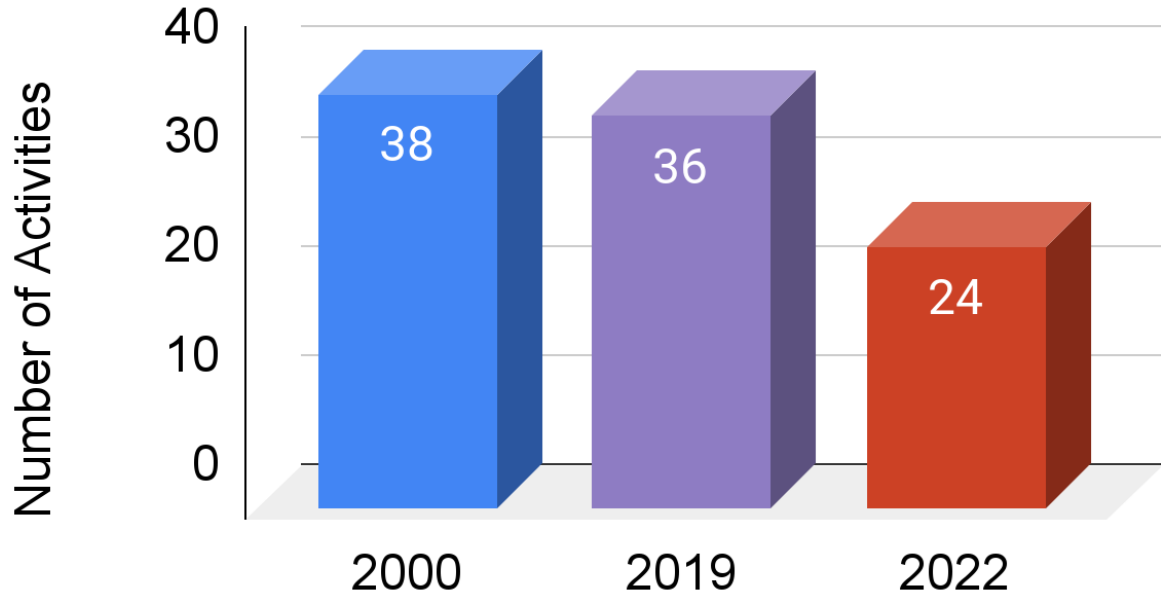
- Sunday School
- Discipleship Classes

2022

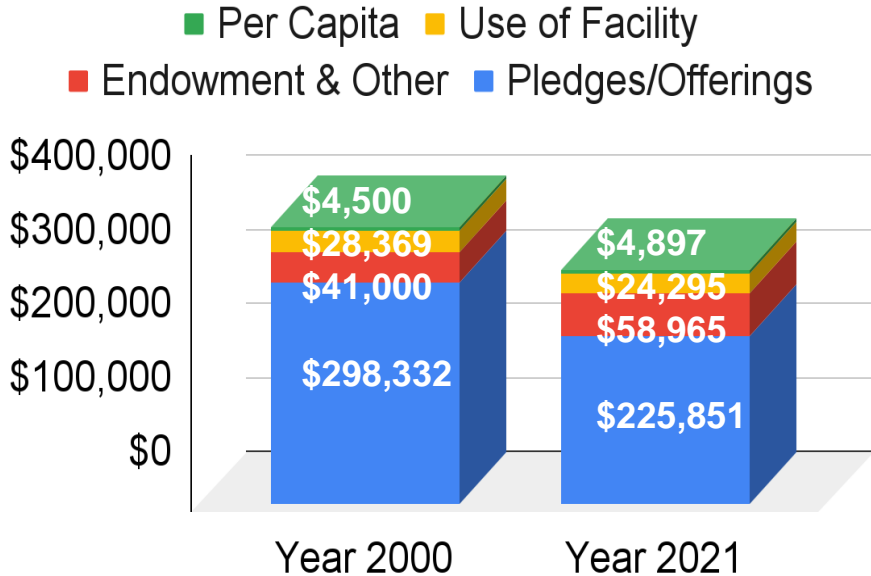
42 Attendees

- Sunday School
- Lenten Bible Study
- Advent Bible Study
- Special Book Studies

2000 vs. 2019 vs. 2022 Ministry Activities



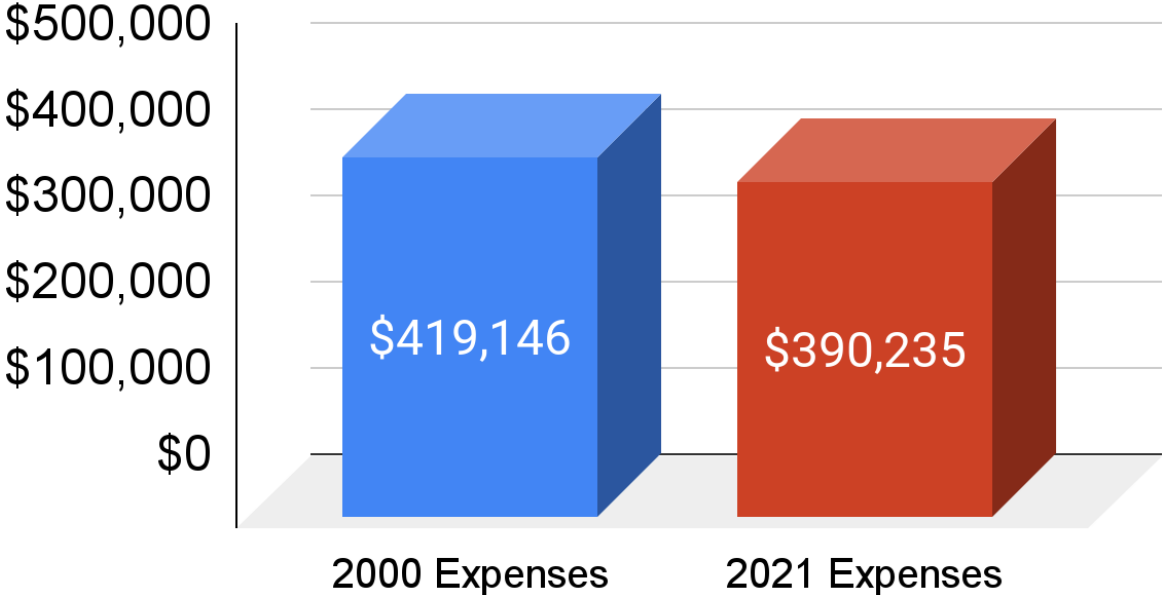
Total Annual Income



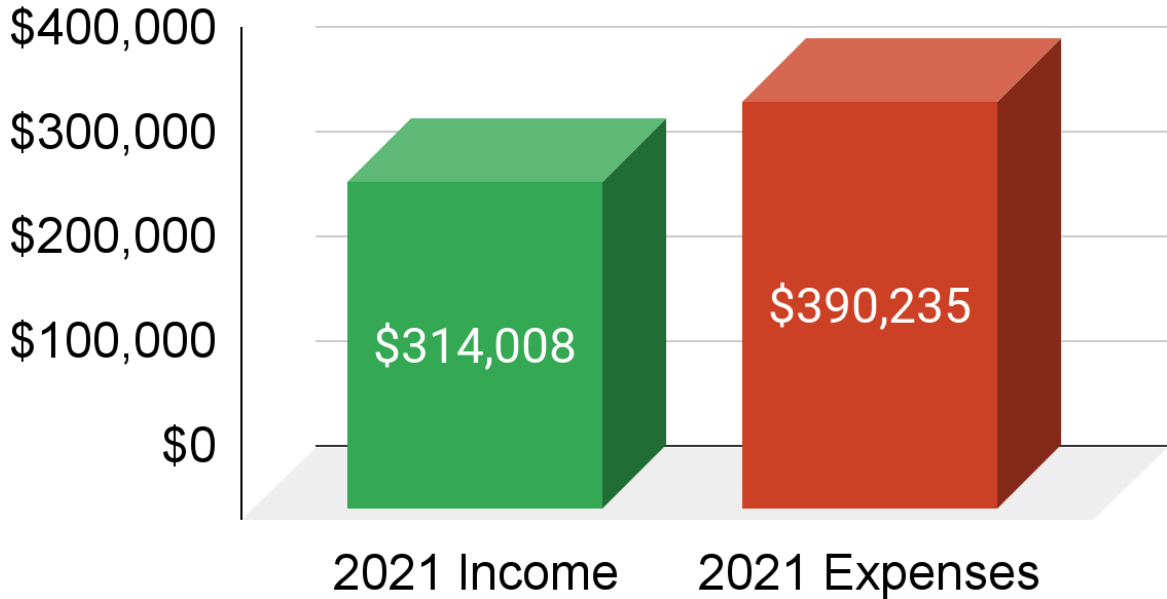
TOTAL INCOME: \$372,201

\$314,008

Total Annual Expenses



2021 Annual Income vs. Expenses



Since 2000:

Membership has decreased by 45%

Attendance has decreased by 73%

Staffing has decreased by 60%

Budget income has decreased by 15%

Budget expenses have decreased by 7%

****Our expenses have dropped, but our income has dropped even more.****

What does this mean for the future mission of FPC?

At our current rate of spending, within 2 to 3 years, our checking/savings/stock account assets will be depleted.

This money is used to cover:

- Budget deficits
- Building maintenance projects

****We can't continue our current financial trajectory without a significant increase in giving.****

What does this mean for the future mission of FPC?

As we rebuild our ministries post-Covid, we need to keep in mind that we only have:

- 27% of the attendance we did back in 2000
- 35% of the paid staff we did back in 2000

****There are simply less staff and members to volunteer.****